



Summer 1990







A1 until 1990-1. 4 lanes.

Looking southwards from Boudiffe Bridge.





A1 until 1990-1. 4 lanes, with  
surprisingly light traffic. Looking northwards.







dec 1990





The 'old' A1 South Carriageway became the village feeder road, with a new A1 created just to the west, using the old north Carriageway and junction.






During the 90-92 A1 rebuilding, Bowcliffe Bridge was demolished, and replaced, with a 'bailey' replacement for about one year.





The old pond just west of the A1 entrance to Branch  
Park was built in, and the entrance (note the old gateposts  
where the lodges for the Park, the Biggin & Branch College entrance  
now) was closed up.







December 1990





Summer 1992





Early Summer 1992



October 1996



The "old" A1 just north of the A64, the  
"Bramham Crossroads", with the new carriageways being  
constructed.





Again, just south of the A64, October 96





The A1 looking south in 2000

from Hallways

and approaching Brunton for  
the South

